

Advantage 2000 Workstations

as of 6/16/08

Notes:

****Units ship unassembled. Assembly is required.**

****72" w x 50" w Advantage 2000 workstations are listed preconfigured.**

See Accessory section below. 50" and 72" is the approximate working space. Actual units are wider

****Prices do not include freight, units can usually ship within 7-10 days**

****Advantage 2000 units can be customized**

GL2072-A1 76.00"W x 45.20"D x 78.00-79.50"H with leveling glides. Height with optional casters is 80.75"

Part No.	Qty.	Description	Price Ea.	Price Net
	2	"d" frame upright	\$ 291.45	\$ 582.90
2272	2	Four point solid shelf (71.75"W x 25.50"D)	\$ 254.74	\$ 509.48
2272-CT	1	Laminated countertop extension (74"W x 16"D)	\$ 547.30	\$ 547.30
2372	2	Brace and cover	\$ 111.24	\$ 222.48
2472-HCM	1	Front access horizontal cable management tray	\$ 107.90	\$ 107.90
2400-VCM	3	Vertical cable management (qty 2 makes one run below storage comp)	\$ 30.03	\$ 90.09
2572-SC	1	Lockable storage compartment	\$ 543.96	\$ 543.96
7215	1	16 position power strip w/circuit breaker, 5-15P plug, 49" long	\$ 96.22	\$ 96.22
2540-PSB	1	Vertical power strip mounting bracket, one set	\$ 11.12	\$ 11.12
GL2072-A1		Approximate shipping weight 590 lbs	Total	\$ 2,711.45

GL2050-A1 54.00"W x 45.20"D x 78.00-79.50"H with leveling glides. Height with optional casters is 80.75"

Part No.	Qty.	Description	Price Ea.	Price Net
2001-DF	2	"d" frame upright	\$ 291.45	\$ 582.90
2250	2	Four point solid shelf (49.75"W x 25.50"D)	\$ 202.46	\$ 404.92
2250-CT	1	Laminated countertop extension (52"W x 16"D)	\$ 447.18	\$ 447.18
2350	2	Brace and cover	\$ 82.32	\$ 164.64
2450-HCM	1	Front access horizontal cable management tray	\$ 78.98	\$ 78.98
2400-VCM	3	Vertical cable management (qty 2 makes one run below storage comp)	\$ 30.03	\$ 90.09
2550-SC	1	Lockable storage compartment	\$ 427.16	\$ 427.16
7215	1	16 position power strip w/circuit breaker, 5-15P plug, 49" long	\$ 96.22	\$ 96.22
2540-PSB	1	Vertical power strip mounting bracket, one set	\$ 11.12	\$ 11.12
GL2072-A1		Approximate shipping weight 460 lbs	Total	\$ 2,303.21



GL2050-A1 Shown

GL2072-A2 76.00"W x 45.20"D x 78.00-79.50"H with leveling glides. Height with optional casters is 80.75"

Part No.	Qty.	Description	Price Ea.	Price Net
2001-FF	2	Full height frame upright	\$ 352.63	\$ 705.26
2272	2	Four point solid shelf (71.75"W x 25.50"D)	\$ 254.74	\$ 509.48
2272-SLT	2	Four point slotted accessory tilt shelf (71.75"w x 25.50"d)	\$ 271.43	\$ 542.86
2272-CT	1	Laminated countertop extension (74"W x 16"D)	\$ 547.30	\$ 547.30
2372	2	Brace and cover	\$ 111.24	\$ 222.48
2472-HCM	2	Front access horizontal cable management tray	\$ 107.90	\$ 215.80
2400-VCM	3	Vertical cable management (qty 2 makes one run below storage comp)	\$ 30.03	\$ 90.09
2535-KBSL	1	Stackable sliding keyboard tray w/wrist rest	\$ 157.96	\$ 157.96
2540-AS	6	Anti slide bracket	\$ 11.12	\$ 66.72
7215	1	16 position power strip w/circuit breaker, 5-15P plug, 49" long	\$ 96.22	\$ 96.22
2540-PSB	1	Vertical power strip mounting bracket, one set	\$ 11.12	\$ 11.12
GL2072-A2 Approximate shipping weight 620 lbs Total			\$ 3,165.29	

GL2050-A2 54.00"W x 45.20"D x 78.00-79.50"H with leveling glides. Height with optional casters is 80.75"

Part No.	Qty.	Description	Price Ea.	Price Net
2001-FF	2	Full height frame upright	\$ 352.63	\$ 705.26
2250	2	Four point solid shelf (49.75"W x 25.50"D)	\$ 202.46	\$ 404.92
2250-SLT	2	Four point slotted accessory tilt shelf (49.75"w x 25.50"d)	\$ 219.14	\$ 438.28
2250-CT	1	Laminated countertop extension (52"W x 16"D)	\$ 447.18	\$ 447.18
2350	2	Brace and cover	\$ 82.32	\$ 164.64
2450-HCM	1	Front access horizontal cable management tray	\$ 78.98	\$ 78.98
2400-VCM	3	Vertical cable management (qty 2 makes one run below storage comp)	\$ 30.03	\$ 90.09
2535-KBSL	1	Stackable sliding keyboard tray w/wrist rest	\$ 157.96	\$ 157.96
2540-AS	4	Anti slide bracket	\$ 11.12	\$ 44.48
7215	1	16 position power strip w/circuit breaker, 5-15P plug, 49" long	\$ 96.22	\$ 96.22
2540-PSB	1	Vertical power strip mounting bracket, one set	\$ 11.12	\$ 11.12
GL2050-A2 Approximate shipping weight 495 lbs Total			\$ 2,639.13	



GL2072-A2 Shown

GL2072-A3

76.00"W x 35.20"D x 78.00-79.50"H with leveling glides. Height with optional casters is 80.75"

Part No.	Qty.	Description	Price Ea.	Price Net
2001-FF	2	Full height frame upright	\$ 352.63	\$ 705.26
2272-DLA	1	Laminate work surface (71.75"W x 31.56"D) reinforced with steel accessory mounting underplate	\$ 594.02	\$ 594.02
2272	1	Four point solid shelf (71.75"W x 25.50"D)	\$ 254.74	\$ 254.74
2272-SLT	2	Four point slotted accessory tilt shelf (71.75"w x 25.50"d)	\$ 271.43	\$ 542.86
2472-HCM	1	Front access horizontal cable management tray	\$ 107.90	\$ 107.90
2400-VCM	3	Vertical cable management (qty 2 makes one run below storage comp)	\$ 30.03	\$ 90.09
2372	2	Brace and cover	\$ 111.24	\$ 222.48
2535-KBSL	1	Stackable sliding keyboard tray w/wrist rest	\$ 157.96	\$ 157.96
2540-AS	6	Anti slide bracket	\$ 11.12	\$ 66.72
7215	1	16 position power strip w/circuit breaker, 5-15P plug, 49" long	\$ 96.22	\$ 96.22
2540-PSB	1	Vertical power strip mounting bracket, one set	\$ 11.12	\$ 11.12
Total				\$ 2,849.37

GL2072-A3

Approximate shipping weight 595 lbs

Total**\$ 2,849.37****GL2050-A3**

54.00"W x 35.20"D x 78.00-79.50"H with leveling glides. Height with optional casters is 80.75"

Part No.	Qty.	Description	Price Ea.	Price Net
2001-FF	2	Full height frame upright	\$ 352.63	\$ 705.26
2250-DLA	1	Laminate work surface (49.75"W x 31.56"D) reinforced with steel accessory mounting underplate	\$ 454.97	\$ 454.97
2250	1	Four point solid shelf (49.75"W x 25.50"D)	\$ 202.46	\$ 202.46
2250-SLT	2	Four point slotted accessory tilt shelf (49.75"w x 25.50"d)	\$ 219.14	\$ 438.28
2450-HCM	1	Front access horizontal cable management tray	\$ 78.98	\$ 78.98
2400-VCM	3	Vertical cable management (qty 2 makes one run below storage comp)	\$ 30.03	\$ 90.09
2350	2	Brace and cover	\$ 82.32	\$ 164.64
2535-KBSL	1	Stackable sliding keyboard tray w/wrist rest	\$ 157.96	\$ 157.96
2540-AS	4	Anti slide bracket	\$ 11.12	\$ 44.48
7215	1	16 position power strip w/circuit breaker, 5-15P plug, 49" long	\$ 96.22	\$ 96.22
2540-PSB	1	Vertical power strip mounting bracket, one set	\$ 11.12	\$ 11.12
Total				\$ 2,444.46

GL2050-A3

Approximate shipping weight 595 lbs

Total**\$ 2,444.46**

GL2072-A3 Shown

GL2072-A4

77.50"W x 77.20"D x 78.00-79.50"H with leveling glides. Height with optional casters is 80.75"

Part No.	Qty.	Description	Price Ea.	Price Net
2001-DF	2	"d" frame upright	\$ 291.45	\$ 582.90
2010-HFE	2	Exterior Side Panel	\$ 82.32	\$ 164.64
2272-LA	1	Four point laminated work surface (71.75"W x 25.50"D)	\$ 464.98	\$ 464.98
2272-CNT	1	Cantilevered accessory shelf (71.875"W x 18.00"D)	\$ 210.24	\$ 210.24
2572-SC	1	Lockable storage compartment	\$ 542.85	\$ 542.85
2226-PW	1	Peninsula work surface w/ adjustable support leg (24.63"W x 48.00"L)	\$ 825.40	\$ 825.40
2535-PD	1	Pencil drawer (20.75"W x 15.00"D)	\$ 142.39	\$ 142.39
2565	1	Lockable three drawer unit on casters	\$ 394.90	\$ 394.90
2450-HCM	1	Front access horizontal cable management tray	\$ 78.98	\$ 78.98
2400-VCM	2	Vertical cable management (qty 2 makes one run below storage comp)	\$ 30.03	\$ 60.06
2372	2	Brace and cover	\$ 111.24	\$ 222.48
7215	1	16 position power strip w/circuit breaker, 5-15P plug, 49" long	\$ 96.22	\$ 86.50
2540-PSB	1	Vertical power strip mounting bracket, one set	\$ 11.12	\$ 11.12
GL2072-A4			Total	\$ 3,787.44

Approximate shipping weight 725 lbs



GL2072-A4 Shown

GL2248-C1

Dimensions: 48.00" SQ

Part No.	Qty.	Description	Price Ea.	Price Net
2001-DF	2	"d" frame upright	\$ 291.45	\$ 582.90
2001-CF	1	Full height corner frame upright	\$ 221.37	\$ 221.37
2248-CNT	1	Laminated cantilevered corner shelf	\$ 377.10	\$ 377.10
2348	4	Brace and cover	\$ 90.10	\$ 360.40
2248	1	Five point solid corner shelf	\$ 410.48	\$ 410.48
GL2248-C1			Total	\$ 1,952.25

Approximate shipping weight 295 lbs

GL2248-C2

Dimensions: 48.00" SQ

Part No.	Qty.	Description	Price Ea.	Price Net
2001-FF	2	Full height frame upright	\$ 352.63	\$ 705.26
2001-CF	1	Full height corner frame upright	\$ 221.37	\$ 221.37
2248-CNT	1	Laminated cantilevered corner shelf	\$ 377.10	\$ 377.10
2348	4	Brace and cover	\$ 90.10	\$ 360.40
2248	1	Five point solid corner shelf	\$ 410.48	\$ 410.48
GL2248-C2			Total	\$ 2,074.61

Approximate shipping weight 295 lbs

Optional Features for GL2248C1/C2

Part No.	Description	Price Ea.
2248-LA	Five point laminated corner shelf	\$ 466.10
2248-CT	Laminated countertop extension	\$ 232.49
2535-KBSL	Stackable sliding keyboard tray w/wrist rest	\$ 157.96
2400-VCM	VCM for full frame or "d" frame upright	\$ 30.03
2448-HCM	Horizontal cable management tray	\$ 90.10



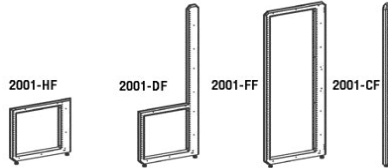
GL2248-C1 Shown

Advantage 2000 Workstation Accessories

Frame Uprights

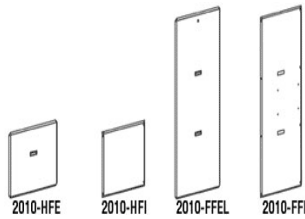
Notes: A minimum of (2) back braces are required to support two frame uprights. Vertical cable runs inside frame uprights are not recommended.

Part No.	Description	Price Ea.
2001-DF	"d" frame upright	\$ 291.45
2001-FF	Full height frame upright	\$ 352.63
2001-CF	Full height corner frame upright	\$ 221.37



Side Panels

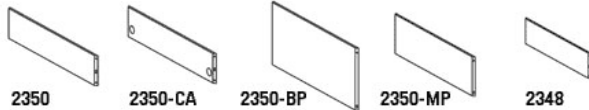
Part No.	Description	Price Ea.
2010-HFE	Exterior side panel for half height frame upright	\$ 83.43
2010-FFEL	Exterior side panel for full height frame upright	\$ 126.81



Braces

Note: Two back panels and three braces are necessary to enclose back side of a 2001-DF or 2001-FF upright

Part No.	Description	Price Ea.
2326	Brace & Cover (10"H x 26"W)	\$ 52.28
2350	Brace & Cover (10"H x 50"W)	\$ 83.43
2372	Brace & Cover (10"H x 72"W)	\$ 112.35
2348	Brace & Cover for GL2248 corner	\$ 90.10



Four Point Solid Shelves

Part No.	Thickness	Width	Depth	Wt Cap				Price Ea.
2226	1.25"	25.75"	25.50"	600 lbs				\$ 150.17
2250	1.25"	49.75"	25.50"	600 lbs				\$ 202.46
2272	1.25"	71.75"	25.50"	500 lbs				\$ 254.74

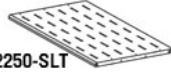


2250

Four Point Slotted Accessory Tilt Shelves

Four Point Slotted Accessory Shelves Tilt +/- 15 Degrees (13 different positions)

Part No.	Thickness	Width	Depth	Wt Cap				Price Ea.
2226-SLT	1.25"	25.75"	25.50"	600 lbs				\$ 165.75
2250-SLT	1.25"	49.75"	25.50"	600 lbs				\$ 219.14
2272-SLT	1.25"	71.75"	25.50"	500 lbs				\$ 271.43



2250-SLT

Four Point Laminated Work Surfaces

Laminated work surface reinforced with steel accessory mounting underplate - Laminate color - White Nebula

Part No.	Thickness	Width	Depth	Wt Cap				Price Ea.
2228-LA	1.25"	25.75"	25.50"	400 lbs				\$ 254.74
2250-LA	1.25"	49.75"	25.50"	300 lbs				\$ 342.62
2272-LA	1.25"	71.75"	25.50"	200 lbs				\$ 464.98



2250-LA

Four Point Deep Laminated Work Surfaces

Laminated work surface reinforced with steel accessory mounting underplate - Laminate color - White Nebula

Part No.	Thickness	Width	Depth	Wt Cap				Price Ea.
2226-DLA	1.25"	25.75"	31.56"	600 lbs				\$ 313.70
2250-DLA	1.25"	49.75"	31.56"	600 lbs				\$ 454.97
2272-DLA	1.25"	71.75"	31.56"	500 lbs				\$ 594.02



2250-DLA

Cantilevered Solid Shelves

Part No.	Thickness	Width	Depth	Wt Cap				Price Ea.
2226-CNT	1.25"	25.875"	18.00"	600 lbs				\$ 104.57
2250-CNT	1.25"	49.875"	18.00"	500 lbs				\$ 135.71
2272-CNT	1.25"	71.875"	18.00"	400 lbs				\$ 210.24



2250-CNT

Cantilevered Slotted Accessory Shelves

Part No.	Thickness	Width	Depth	Wt Cap				Price Ea.
2226-CNT-SLT	1.25"	25.875"	18.00"	600 lbs				\$ 121.25
2250-CNT-SLT	1.25"	49.875"	18.00"	500 lbs				\$ 150.17
2272-CNT-SLT	1.25"	71.875"	18.00"	400 lbs				\$ 241.39

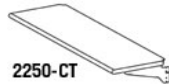


2250-CNT-SLT

Laminated Countertop Extensions

Laminated work surface reinforced with steel accessory mounting underplate - Laminate color - White Nebula

Part No.	Thickness	Width	Depth	Wt Cap				Price Ea.
2226-CT	1.25"	28.00"	16.00"	400 lbs				\$ 283.66
2250-CT	1.25"	52.00"	16.00"	300 lbs				\$ 447.18
2272-CT	1.25"	74.00"	16.00"	200 lbs				\$ 547.30



2250-CT

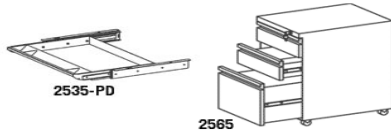
Keyboard Trays

Part No.	Description	Price Ea.
2535-KBSL	Stackable sliding keyboard tray w/wrist rest (20.50"W x 8.375"D)	\$ 157.96
2535-KBSTA	Stationary keyboard tray w/ wrist rest (20.50"W x 8.375"D) adjustable left to right	\$ 54.51
2535-KBAM	Articulated sliding keyboard tray (20.00"W x 8.75"D) w/wrist rest and mouse tray	\$ 297.01



Drawers

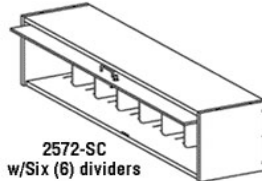
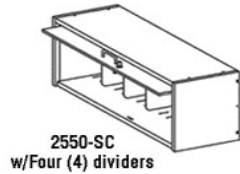
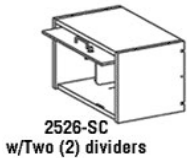
Part No.	Description	Price Ea.
2535-PD	Pencil drawer (20.75"W x 15.00"D)	\$ 142.39
2565	Lockable three drawer unit on casters (26.25"H x 15.00"W x 19.50"D)	\$ 394.90



Lockable Overhead Storage Compartments

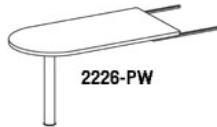
NOTE: 2526-SC has (2) dividers & 2572-SC has (6) dividers

Part No.	Height	Depth	Width	Wt Cap		Price Ea.
2526-SC	16.00"	15.25"	26.00"	225 lbs		\$ 293.67
2550-SC	16.00"	15.25"	50.00"	200 lbs		\$ 427.16
2572-SC	16.00"	15.25"	72.00"	150 lbs		\$ 542.85



Peninsula Work Surface w/ Adjustable Support Leg

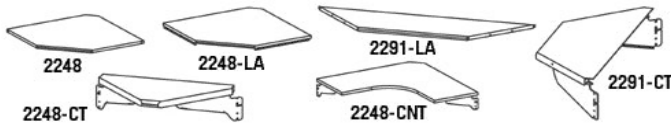
Part No.	Description	Price Ea.
2226-PW	Peninsula work surface assembly (24.63"W x 48.00"L, wt capacity 225 lbs)	\$ 855.44
2226-PWC	Peninsula work surface with casters	\$ 899.93



Inside Corner Shelves & Countertops

NOTE: Laminate Color - White Nebula

Part No.	Description	Price Ea.
2248	5 point corner shelf, 48"d, 300 lb weight capacity	\$ 410.48
2248-LA	5 point laminated corner shelf, 48"d, 300 lb weight capacity	\$ 466.10
2248-CT	Laminated counter top, 12.25"d, 300 lb weight capacity	\$ 232.49
2248-CNT	Cantilevered laminated corner shelf, 18"d, 300 lb weight capacity	\$ 377.10
2248-DLACT	DLA corner countertop extension (48" x 48" corner)	\$ 202.46

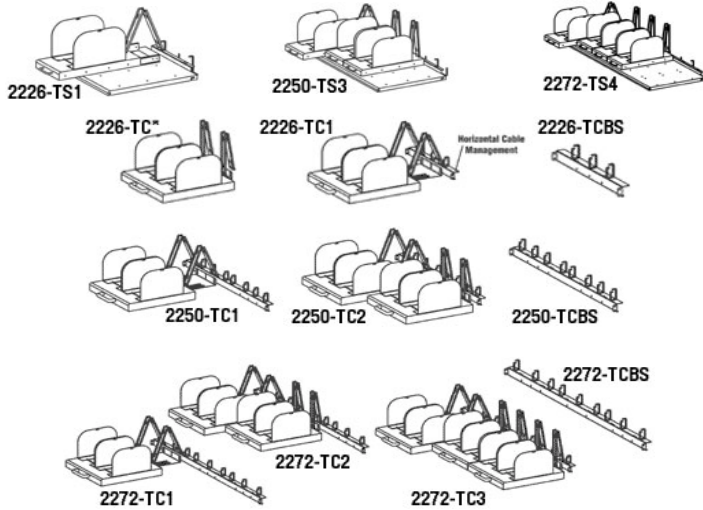


Floor Mount Sliding Double Wide Tower Shelves

NOTE: All TC series mount to uprights with leveling guides only

Part No.	Shelf Thick	Shelf W	Shelf D	Wt Cap		Price Ea.
2226-TC*	3"	23.50"	23.478"	775 lbs		\$ 293.67
2226-TC1	3"	23.50"	23.478"	775 lbs		\$ 427.16
2226-TCBS	Back stop for TC shelf w/ cable management					\$ 43.38
2250-TC1	3"	23.50"	23.478"	775 lbs	/shelf	\$ 413.81
2250-TC2	3"	23.50"	23.478"	775 lbs	/shelf	\$ 639.63
2250-TCBS	Back stop for TC shelf w/ cable management					\$ 66.74
2272-TC1	3"	23.50"	23.478"	775 lbs	/shelf	\$ 426.05
2272-TC2	3"	23.50"	23.478"	775 lbs	/shelf	\$ 644.08
2272-TC3	3"	23.50"	23.478"	775 lbs	/shelf	\$ 861.00
2272-TCBS	Back stop for TC shelf w/ cable management					\$ 84.54

***Double Wide Tower Shelf only, backstop required**

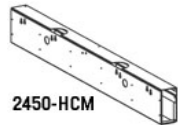


Horizontal Cable Management Tray

NOTE: Cable through is 2.25"W x 5.50"D

Features: Front access to Cable mgt, Power strips can be mounted in Cable Mgt tray, Mounts to all four point shelves.

Part No.	Width	Description	Price Ea.
2426-HCM	19.75"	Horizontal Cable management, tray	\$ 48.95
2450-HCM	43.75"	Horizontal Cable management, tray	\$ 78.98
2472-HCM	65.75"	Horizontal Cable management, tray	\$ 107.90
2448-HCM	35.125"	Horizontal Cable management, tray	\$ 90.10

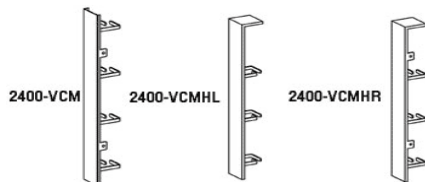


VCM Vertical Cable Management

NOTE: 2001-DF and 2001-FF uprights will accept three (3) 2400-VCM for full height vertical cable management

Part No.	Width	Description	Price Ea.
2400-VCM	22.00"	VCM for full frame or "d" frame upright	\$ 30.03

NOTE: 2001-DF and 2001-FF uprights will accept three (3) 2400-VCM for full height vertical cable management

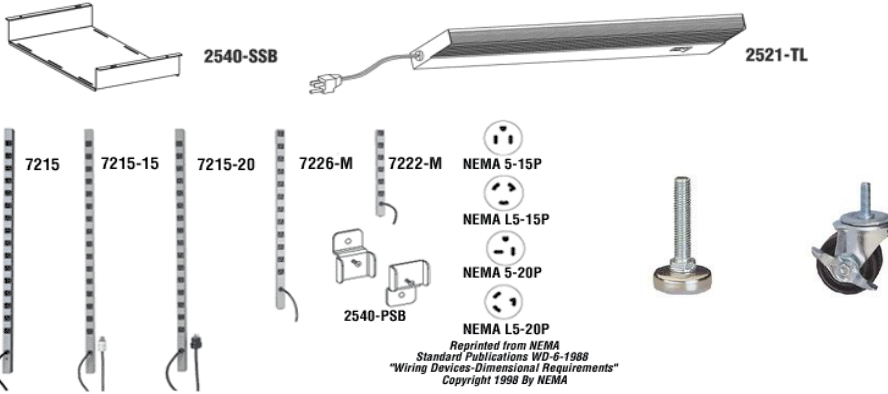


Miscellaneous Accessories

Part No.	Description	Price Ea.
2520-19RK	19" EIA spacing, 5U rack spaces, 8.75"H for four point and cantilevered shelves, except light duty cantilevered shelf	\$ 87.88
2526-19F	19" EIA spacing, 7U rack spaces, 12.25"H for 26" wide configurations	\$ 52.28
2540-PSB	Vertical power strip mounting bracket, one pair	\$ 11.12
2508	Two (2) casters , locking	\$ 46.72

***Caution - Casters have to be completely threaded in and seated against the bottom of the frame to prevent damage to receiving nut and frame during workstation rolling.**

2540-AS	Anti slide bracket for slotted tilt shelves	\$ 11.12
2540-BE	Book ends for slotted tilt shelves, 6"D x 7.50"H, one pair	\$ 24.47
2540-SSB	Stationary switch box shelf (21.75"W x 12"D x 2.75"H)	\$ 26.70
2521-TL	Low profile task light (22"W x 5"D x 1"H), magnetically mounted	\$ 82.32



Reprinted from NEMA
Standard Publications WD-6-1988
"Wiring Devices-Dimensional Requirements"
Copyright 1988 By NEMA

New to Advantage 2000+

Articulating VESA 75mm & 100mm Compliant Flat Panel Mounting Bar



<<<<Adjustable Height Spacing
Adjustable Width Spacing>>>>

Part No.	Description	Price
2750-FPM	Flat Panel monitor mount – 50.00"W Two flat panel articulating mounts will accept flat panel monitor hole patterns of 75mm x 75mm & 100mm x 100mm. Connector pivot horizontally 160 degrees, vertically 180 degrees & rotates 270 degrees.	\$ 432.72
2772-FPM	Flat Panel monitor mount – 72"W Three flat panel articulating mounts will accept flat panel monitor hole patterns of 75mm x 75mm & 100mm x 100mm. ---Connector pivots horizontally 160 degrees, vertically 180 degrees & rotates 270 degrees.	\$ 550.64

Notes:

- **Units ship unassembled. Assembly is required.**
- **72"w x 50"w Advantage 2000 workstations are listed preconfigured. 26" workstations are also available See Accessory section below. 26", 50" and 72" is the approximate working space. Actual units are wider**
- **Prices do not include freight, units can usually ship within 7-10 days**
- **Advantage 2000 units can be customized**