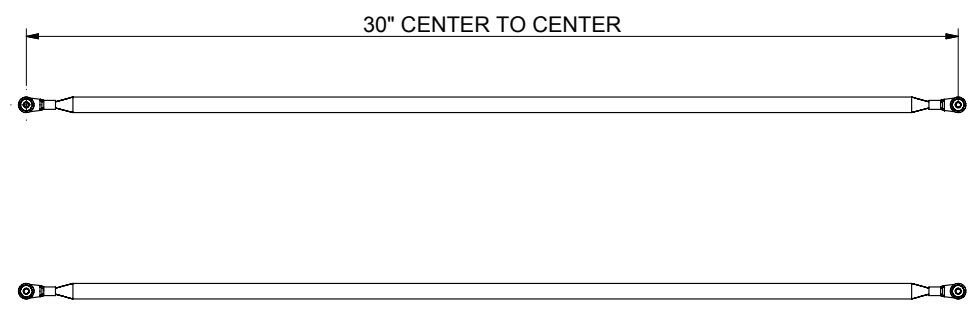
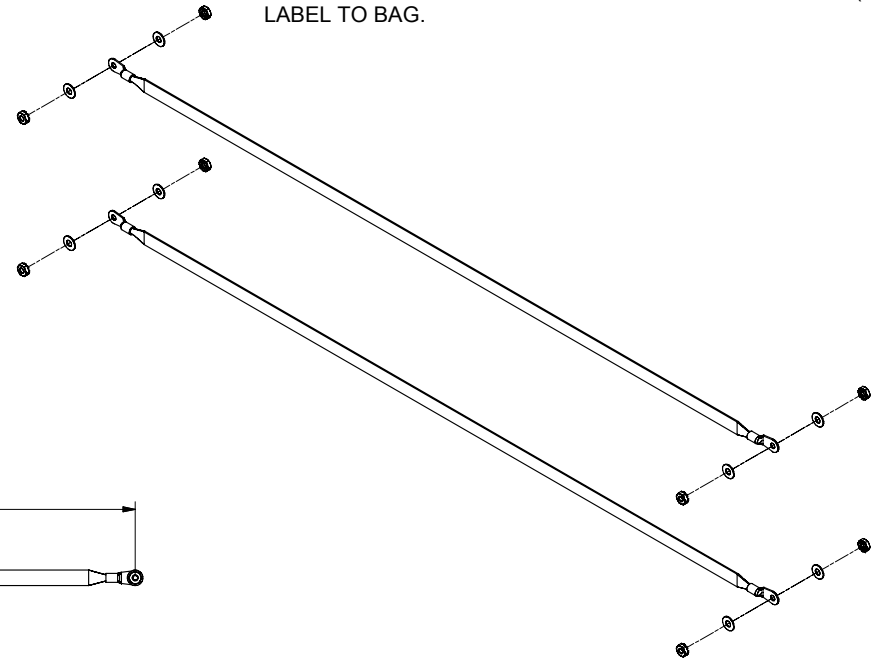
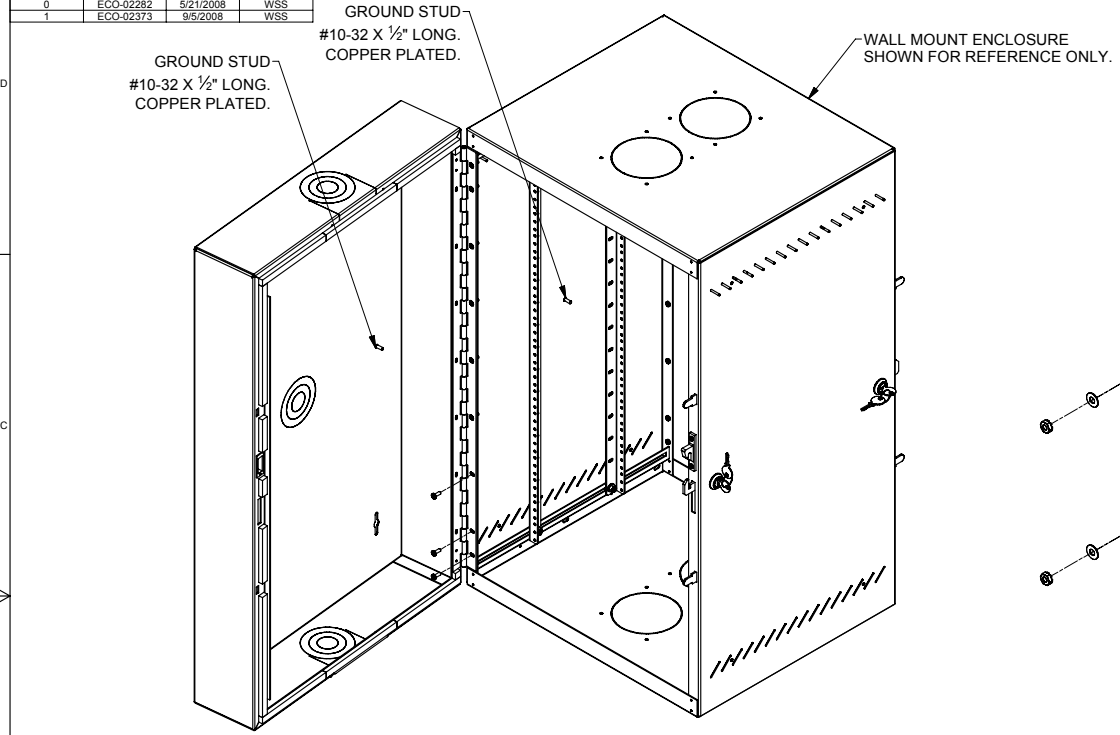


REVISION HISTORY			
REV	DESCRIPTION	DATE	APPROVED
0	ECC-02282	5/21/2008	WSS
1	ECC-02373	9/5/2008	WSS

Bill of Material					
ITEM	PART NUMBER	QTY	DESCRIPTION	FILE NAME	REVISION
1	AGS-3233/2TC-30-10	2	GROUND STRAP, 30" LG., #10 HDW., TINNED COPPER BRAID, 1/2" WIDE	-	-
2	H02-001	8	#10-32 KEPS NUT, ZINC RoHS	10-32NUT.iam	-
3	10ZWNWSHR	8	#10 ZINC PLATED WASHER	10ZWNWSHR.igt	-

NOTES:

- 1.) GROUND STRAP MATERIAL : TINNED COPPER BRAID, 1/2" WIDE, 30" LENGTH CENTER TO CENTER, #10 HARDWARE.
- 2.) GROUND STRAP : AWG EQUIV. - 10 ; AMP CAPACITY - 53.
- 3.) PACKAGING INSTRUCTIONS : PLACE ALL STRAPS, NUTS & WASHERS WITH A COPY OF THIS DRAWING INTO A CLEAR PLASTIC SEALABLE BAG. APPLY SELF ADHESIVE PART NUMBER (#GR102) LABEL TO BAG.



<small>INTERPRET DRAWING PER ASME Y14.5M-1994</small> DIMENSIONAL LIMITS APPLY AFTER APPLICATION OF FINISH <small>DRAWING NOT TO SCALE</small> TOLERANCE UNLESS OTHERWISE NOTED: ANGULAR ± .1° .3000 ± .010 .XXX ± .015 .XX ± .030 X FOR REF. ONLY	NOTICE: Use of this document is subject to a confidentiality and nondisclosure agreement with Great Lakes Case & Cabinet Co., Inc. (GLCC) and may not be reproduced, disclosed or utilized in whole or in part without prior written authorization from GLCC.	PART NUMBER: GR102	TITLE: GROUNDING KIT FOR WALL MOUNTS (2) STRAPS 30" LG.
		QTY PER UNIT: 1	MATERIAL TYPE: -
		MATERIAL GAUGE: -	FINISH: -
		DRAWN: WSS	CHECKED: -
<small>UNLESS OTHERWISE SPECIFIED ALL DIMENSIONS ARE IN INCHES</small>		DATE: 9/5/2008	DWG NO: I007052



THIRD ANGLE PROJECTION