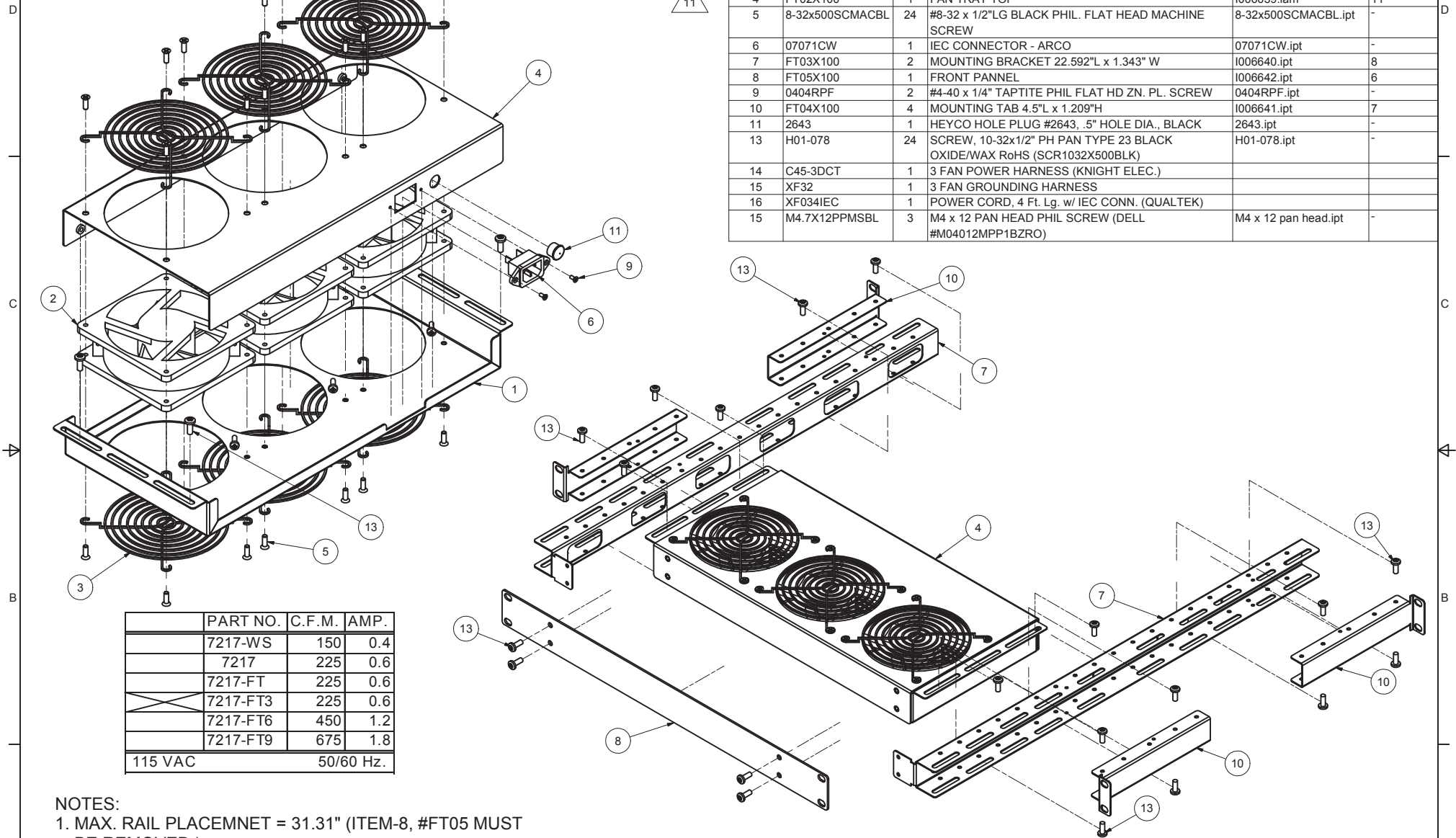


REVISION HISTORY			
REV	DESIGNATION	DATE	APPROVED
9	ECO-02205	3/10/2008	WSS
10	ECO-02438	11/21/08	FED
11	ECO-02492	2/20/2009	FED
12	ECO-03109	1/21/2011	MZ

		Bill of Material			
ITEM	PART NUMBER	QTY	DESCRIPTION	FILE NAME	REVISION
1	FT01X100	1	3 FAN TRAY BOTTOM	I006638.ipt	8
2	XF01	3	FAN, 75 CFM, 115 VAC (ORION #OA109AP-11-3TB832 OR EQUIV)	XF01.ipt	2
3	XF02B	6	4" FAN GUARD, BLACK	XF02B.ipt	-
4	FT02X100	1	FAN TRAY TOP	I006639.iam	11
5	8-32x500SCMACBL	24	#8-32 x 1/2" LG BLACK PHIL. FLAT HEAD MACHINE SCREW	8-32x500SCMACBL.ipt	-
6	07071CW	1	IEC CONNECTOR - ARCO	07071CW.ipt	-
7	FT03X100	2	MOUNTING BRACKET 22.592"L x 1.343" W	I006640.ipt	8
8	FT05X100	1	FRONT PANNEL	I006642.ipt	6
9	0404RPF	2	#4-40 x 1/4" TAPTITE PHIL FLAT HD ZN. PL. SCREW	0404RPF.ipt	-
10	FT04X100	4	MOUNTING TAB 4.5"L x 1.209"H	I006641.ipt	7
11	2643	1	HEYCO HOLE PLUG #2643, .5" HOLE DIA., BLACK	2643.ipt	-
13	H01-078	24	SCREW, 10-32x1/2" PH PAN TYPE 23 BLACK OXIDE/WAX RoHS (SCR1032X500BLK)	H01-078.ipt	-
14	C45-3DCT	1	3 FAN POWER HARNESS (KNIGHT ELEC.)		
15	XF32	1	3 FAN GROUNDING HARNESS		
16	XF034IEC	1	POWER CORD, 4 Ft. Lg. w/ IEC CONN. (QUALTEK)		
15	M4.7X12PPMSBL	3	M4 x 12 PAN HEAD PHIL SCREW (DELL #M04012MPP1BZRO)	M4 x 12 pan head.ipt	-



PART NO.	C.F.M.	AMP.
7217-WS	150	0.4
7217	225	0.6
7217-FT	225	0.6
7217-FT3	225	0.6
7217-FT6	450	1.2
7217-FT9	675	1.8
115 VAC		50/60 Hz.

- NOTES:
1. MAX. RAIL PLACEMNET = 31.31" (ITEM-8, #FT05 MUST BE REMOVED.)
 2. CHECK THE BOX NEXT TO THE #7217-FT3 IN ITEM-14, FAN IDENTIFICATION STICKER.
 3. INITIAL AND DATE ITEM 15, INSPECTION STICKER PLACED INSIDE THE FAN TRAY ASSEMBLY.
 4. ELECTRICAL COMPONENTS TO BE UL LISTED OR RECOGNIZED.

INTERPRET DRAWING PER ASME Y14.5M-1994
 DIMENSIONAL LIMITS APPLY AFTER APPLICATION OF FINISH
 DRAWING NOT TO SCALE
 TOLERANCE UNLESS OTHERWISE NOTED:
 ANGULAR +/- 1/8
 .XXX +/- .010
 .XX +/- .015
 .XX +/- .030
 X FOR REF. ONLY

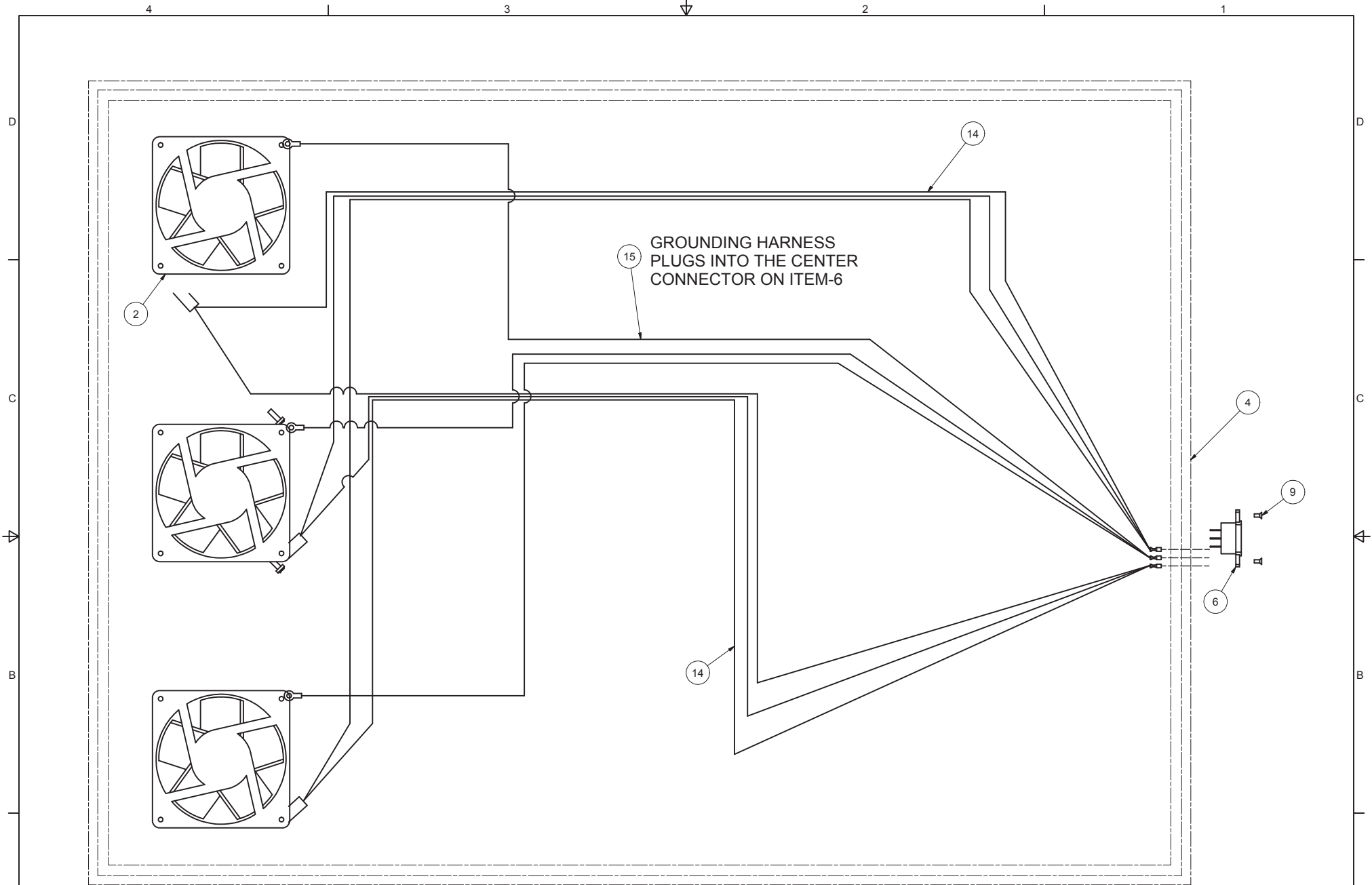
NOTICE:
 Use of this document is subject to a confidentiality and nondisclosure agreement with Great Lakes Case & Cabinet Co., Inc. (GLCC) and may not be reproduced, disclosed or utilized in whole or in part without prior written authorization from GLCC.

PART NUMBER: **7217FT3**
 QTY PER UNIT: 1
 MATERIAL TYPE:
 MATERIAL GAUGE: **#16 GA**
 FINISH:
 DRAWN CD DATE 3/7/2008
 CHECKED & APP. WSS DATE 3/10/08

TITLE: **FAN TRAY 3 115V ASSEMBLY**
GREAT LAKES CASE & CABINET CO., INC.
 P.O. BOX 551 EDINBORO, PA 16412
 PHONE (814) 734-7303 FAX (814) 734-3907
 E-MAIL glcc@greatcabinets.com
 DWG NO: **I006679** REV: **12** SHEET: 1 OF 3



UNLESS OTHERWISE SPECIFIED ALL DIMENSIONS ARE IN INCHES



INTERPRET DRAWING PER ASME Y14.5M-1994
 DIMENSIONAL LIMITS APPLY
 AFTER APPLICATION OF FINISH
 DRAWING NOT TO SCALE
 TOLERANCE UNLESS OTHERWISE NOTED:
 ANGULAR +/- 1
 .XXXX +/- .010
 .XXX +/- .015
 .XX +/- .030
 X FOR REF. ONLY



THIRD ANGLE
PROJECTION

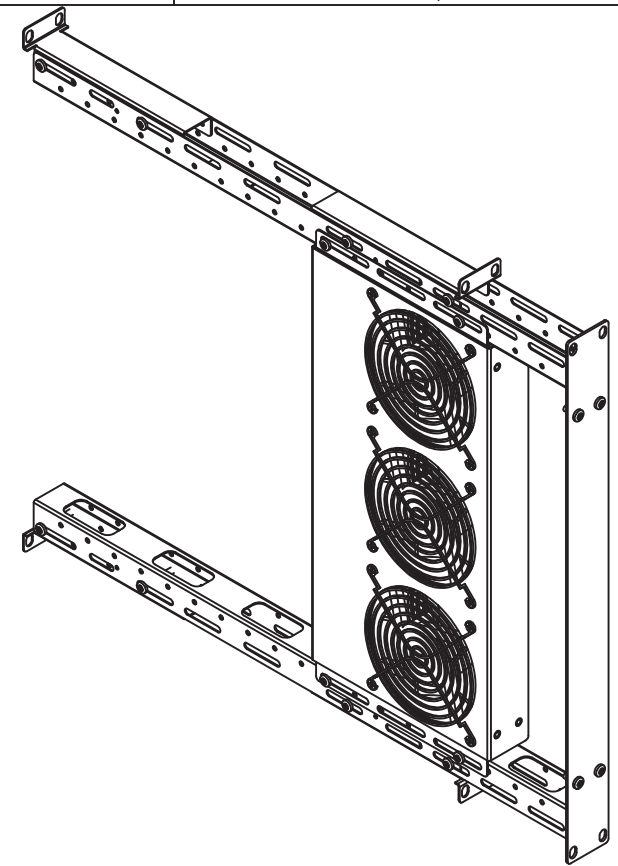
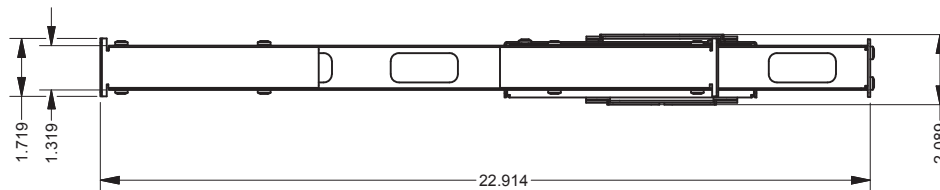
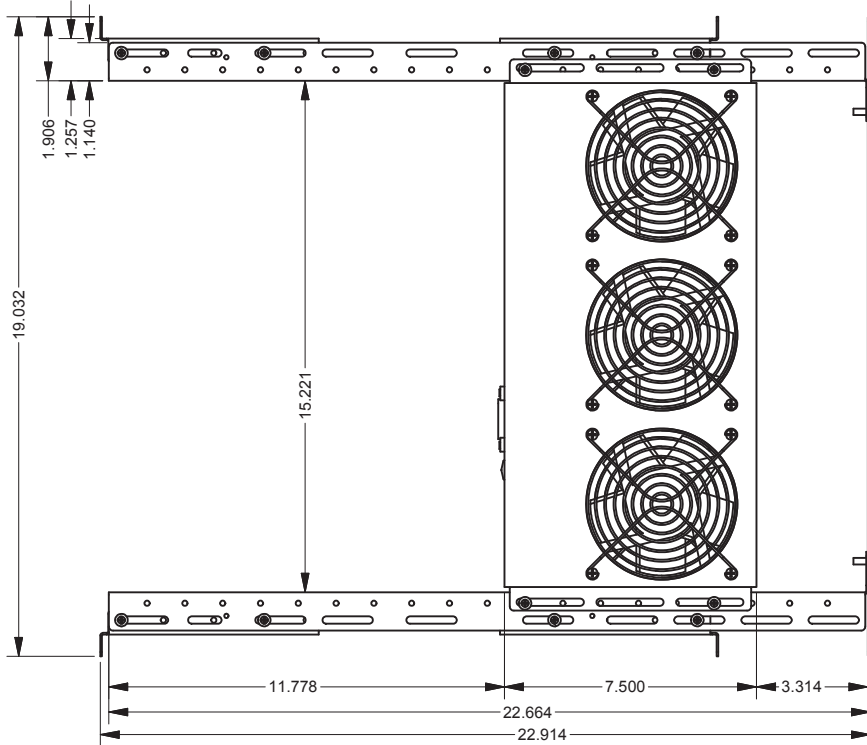
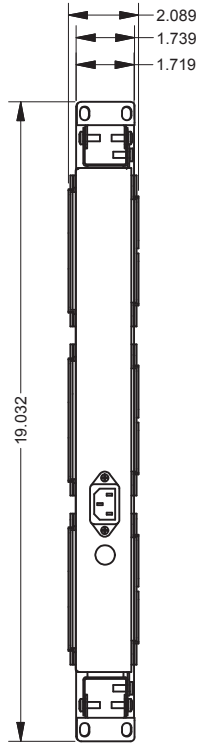
UNLESS OTHERWISE SPECIFIED
ALL DIMENSIONS ARE IN INCHES

NOTICE:

Use of this document is subject to a confidentiality and nondisclosure agreement with Great Lakes Case & Cabinet Co., Inc. (GLCC) and may not be reproduced, disclosed or utilized in whole or in part without prior written authorization from GLCC.

PART NUMBER: 7217FT	
QTY PER UNIT:	1
MATERIAL TYPE:	-
MATERIAL GAUGE:	-
FINISH:	-
DRAWN	DATE
CD	3/7/2008
CHECKED & APP.	DATE
WSS	3/10/08

TITLE FAN TRAY 3 115V ASSEMBLY		
GREAT LAKES CASE & CABINET CO., INC. P.O. BOX 551 EDINBORO, PA 16412 PHONE (814) 734-7303 FAX (814) 734-3907 E-MAIL glcc@greatcabinets.com		
DWG NO: 1006679	REV 12	SHEET: 2 OF 3



INTERPRET DRAWING PER ASME Y14.5M-1994
 DIMENSIONAL LIMITS APPLY
 AFTER APPLICATION OF FINISH
 DRAWING NOT TO SCALE
 TOLERANCE UNLESS OTHERWISE NOTED:
 ANGULAR +/- 1
 .XXXX +/- .010
 .XXX +/- .015
 .XX +/- .030
 X FOR REF. ONLY
 UNLESS OTHERWISE SPECIFIED
 ALL DIMENSIONS ARE IN INCHES

NOTICE:
 Use of this document is subject to a confidentiality and nondisclosure agreement with Great Lakes Case & Cabinet Co., Inc. (GLCC) and may not be reproduced, disclosed or utilized in whole or in part without prior written authorization from GLCC.

PART NUMBER:
7217FT
 QTY PER UNIT: 1
 MATERIAL TYPE:
 MATERIAL GAUGE:
 FINISH:
 DRAWN DATE
 CD 3/7/2008
 CHECKED & APP. DATE
 JL 1/21/2011

TITLE
FAN TRAY 3 115V ASSEMBLY
GREAT LAKES CASE & CABINET CO., INC.
 P.O. BOX 551 EDINBORO, PA 16412
 PHONE (814) 734-7303 FAX (814) 734-3907
 E-MAIL glcc@greatcabinets.com
 DWG NO:
1006679
 REV
12
 SHEET: 3 OF 3