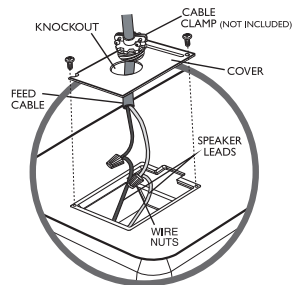
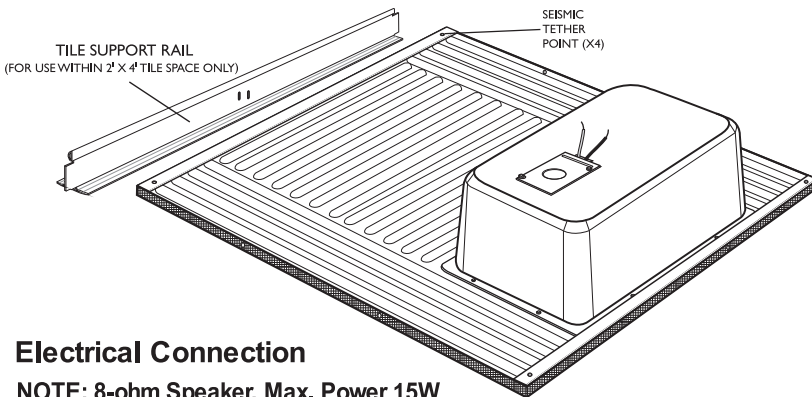


Model CSD2X2L

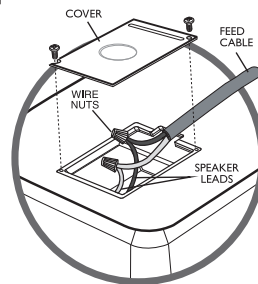
Low-Impedance Drop-In Ceiling Speaker

with Back Can
8-ohm/15W Max. Speaker System

BOGEN®



OR



Electrical Connection

NOTE: 8-ohm Speaker, Max. Power 15W

1. Remove cover, install cable clamp (if desired), and feed interconnecting cable into the electrical box.
2. Interconnect the speakers in the system, making sure that all leads of the same color are connected together. Avoid swapping colors.
3. Secure all mechanical connections and re-install the cover.

NOTE: All wiring must comply with NFPA 70

Lead	Color
+	Red
—	Black

Ceiling Installation

2 ft. x 2 ft. Tile Space

Drop ceiling speaker into space (support rail not necessary).

2 ft. x 4 ft. Tile Space

Cut ceiling tile no more than 23-3/4". Place speaker in ceiling with the tile support rail facing the ceiling tile opening. Drop in the tile.

Listed to UL Standard - ANSI/UL 1480



2-YEAR WARRANTY

The **CSD2X2L** is warranted to be free from defects in material or workmanship for two (2) years from the date of sale to the original purchaser. This warranty does not extend to any of our products that have been subjected to abuse, misuse, improper storage, neglect, accident, improper installation or have been modified or repaired or altered in any manner whatsoever, or where the serial number or date code has been removed or defaced.

TELCOM data
Improving Your Business Through Telcom

TO ORDER CALL
800-335-0229
www.telcom-data.com